

TAX INVOICE

Anne Wren

Invoice Date
4 Jun 2024

Invoice Number
11432

Reference
Corvette C2

VAT Number
299982271

Belcher Engineering Ltd
The Workshop
Briar Cottage
Briar Lane
Rickinghall
Diss
Norfolk
IP22 1NA
+44308281823
accounts@belchers.uk
www.belcherengineeringltd.co.uk

Description	Quantity	Unit Price	VAT	Amount GBP
23/05/24 Mechanics Notes: Raise car onto ramp and investigate oil and water leaks. Wash down engine, find water leak on lower heater hose	1.00	68.50	20%	68.50
24/05/24 Mechanics Notes: Take car for road test, bring back to workshop raise onto ramp and check for leaks, no leaks on heater hose now. Oil leaks at back of engine /flywheel area, small leak on power steering, find sump bolts loose. Tighten bolts give eng good wash down again and take for another road test. Put back on ramp and find no leaks at rear of engine. Whilst on ramp find right rear shock absorber leaking	3.50	68.50	20%	239.75
28/05/24 Mechanics Notes: Investigate headlights working slowly and sometimes not opening /shutting fully at all Remove front bumper and lower grill to gain access to pop up headlamps. Find powered by electric motors not vacuum. Remove both motors/actuators strip down and find old grease gone hard /solid, clean down re assemble and grease up gears etc. Check headlamp bucket pivots find both pivots tight. Lubricate pivots and bolt back onto car and check operation. Both open evenly but right hand slower to shut than left.	6.00	68.50	20%	411.00
30/05/24 Re fit front bumper and lower grill. Remove rear wheels and strip out and replace both rear shock absorbers	3.50	68.50	20%	239.75
Shock absorbers Pair	1.00	82.56	20%	82.56
			Subtotal	1,041.56
			TOTAL VAT 20%	208.31
			TOTAL GBP	1,249.87

Due Date: 11 Jun 2024

Payment by Bank Transfer or Debit/Credit Card is preferred over Cash. Large Cash Transactions may incur an additional handling fee. Terms of trading can be found on our website, along with payments terms and details of our warranty policy. Please note that parts, products and services which are used in anyway for racing, competition, trial, sprint or speed events have no warranty whatsoever. BE assumes that you the customer has read, understood and agree to our terms of trading before placing an order with us.

Please make payment to:

Account name: Belcher Engineering Ltd

Account number: 80435858

Sort code: 20-16-12

Please use your invoice number as a reference.

Paid by BANK TRANSFER 7/6/2024

-X-
PAYMENT ADVICE

To: Belcher Engineering Ltd
The Workshop
Briar Cottage
Briar Lane
Rickingham
Diss
Norfolk

Customer
Invoice N.

Amount Due 1,248.01
Due Date 11 Jun 2024

Amount Enclosed

Enter the amount you are paying above

Company Registration No: 01406022. Registered Office: Attention: Mr James Miller, Belcher Engineering Ltd, The Workshop, Briar Cottage, Briar Lane, Rickingham, Diss, Norfolk, IP22 1NA

accounts@belchers.uk

www.belcherengineerltd.co.uk

Outstanding bills 10,017.04 GBP

Log in to save invoice as a bill

10,017.04 GBP

Due in 6 days

Download ▾

Ask a question

TAX INVOICE



To

Invoice number 11077
Reference Corvette C2
Issue date 27 Mar 2024
Due date 3 Apr 2024, due in 6 days

From Belcher Engineering Ltd
 The Workshop
 Briar Cottage
 Briar Lane
 Rickingham
 Diss
 Norfolk
 IP22 1NA
 +44308281823
 accounts@belchers.uk
 www.belcherengineeringltd.co.uk

VAT Number 299982271

Description	Quantity	Unit Price	VAT	Amount
Repair/Restoration works as highlighted in progress report (23rd February) Health Check/ Fuel tank, Fitting new fuel pump etc.	22.50	68.50	20%	1,541.25
Repair/Restoration works as highlighted in progress report (1st March)	15.00	68.50	20%	1,027.50
Repair/Restoration works as highlighted in progress report (8th March)	20.00	68.50	20%	1,370.00

Repairs to 15/3/24

890.50

Outstanding bills 10,017.04 GBP

Log in to save invoice as a bill

10,017.04 GBP

Download ▾

Due in 6 days

Repair/Restoration works including rear brake spring work, initial road test, float levels etc as per progress report to 22nd March	17.50	68.50	20%	1,198.75	✓
Repair/Restoration works including float levels, brake calliper and further road tests as per progress report to 26th March	11.00	68.50	20%	753.50	✓
Parts	1.00	1,566.03	20%	1,566.03	✓
Subtotal				8,347.53	✓
Total VAT 20%				1,669.51	✓
Amount due				GBP 10,017.04	✓

Attachments (1)

 Parts List.pdf

+ 890.50

Terms

Payment by Bank Transfer or Debit/Credit Card is preferred over Cash. Large Cash Transactions may incur an additional handling fee.

Terms of trading can be found on our website, along with payments terms and details of our warranty policy. Please note that parts, products and services which are used in anyway for racing, competition, trial, sprint or speed events have no warranty whatsoever. BE assumes that you the customer has read, understood and agree to our terms of trading before placing an order with us.

Please make payment to:

Account name: Belcher Engineering Ltd

Account number: 80435856

Sort code: 20-16-12

Please use your invoice number as a reference.

Company Registration No: 01406022

Registered Office: Belcher Engineering Ltd, The Workshop, Briar Cottage, Briar Lane, Diss, Norfolk, IP22 1NA, United Kingdom

PARTS FITTED BY BECKER.

Parts List-Corvette C2

£11.80 fuel filter ✱
£15.00 super unleaded
£75.89 Fuel pump
£130.80 Fuel sender unit
£143.89 Heater core
£13.03 Bypass hose
£16.58 coolant hose
£32.28 coolant hose
£5.00 3/8 fuel hose
£5.00 5/8 coolant hose
£5.00 19x28 coolant hose
£4.32 48-51 hose clamps
£4.32 56-58 hose clamp
£2.00 20-32 hose clamp
£2.00 18-25 hose clamp
£272.59 Holley master rebuild kits
£11.80 fuel filter ✱
£30.00 super unleaded
£367.69 4 speed shifter
Parking brake return
£40.20 springs
£25.00 super unleaded
£175.12 Ignition module
Rear righthand brake
£131.52 calliper
£45.20 Air filter

£1,566.03

BE *Automotive* Progress Report

Customer Name	Anne Wren
Vehicle Make/Model	Chevrolet Corvette C2 1967
Primary Technician(s)	Trevor Howard
Date range of work covered	25 th to 26th March
Total Hours of work completed	11hrs
BE Standard Hourly Rate	£68.50+VAT
Labour Costs for this reporting period	£753.50+VAT

Summary of Work Requested

Primary Works

- **Recommission vehicle, including:**
 - Address fuel tank/line contamination as identified in health check
 - Address carburettors, clean, service.
 - Address breaking issues
 - Rebond weather strip
 - Address battery isolator
 - Coolant Pipes and Heater.
- Battery isolator (address electrical drain)
- The fuel pump needs repairing/replacing.
- Air filter is missing

Secondary Works (Will check in once the primary items are addressed)

- The hood needs cleaning
- There is some staining to the passenger side carpet & one of the dials is clouded because of this.

Summary of Work Per Day Completed:

25/03/2024

Breakdown of Works

3Hrs

- Raised the float height of the centre carb to different points and trying each time, then we tried raising the two outer float heights in small increments and trying each time.
- The stalling issue was improving but not perfect.
- Removed the centre carb and stripped and checked it over again but nothing abnormal can be seen and all of the casting drillings are clear, rebuild the carb and refit.
- Reset the float heights ready for testing in the morning.

26/03/2024

Breakdown of Works 8Hrs

- Warm engine and try, engine will still stall but intermittently.
- Set Float heights with an electric pump installed.
 - To set the float heights the engine needs to be idling with a mechanical fuel pump (driven off engine), this causes the engine to wobble and makes setting the height more challenging.
 - Fit an electrical fuel pump into the fuel line to bypass the mechanical pump and set the float heights without the engine at idle as this keeps the engine still, all of the float heights needed to be raised slightly using this method.
- Remove the electrical fuel pump.
- Retry and found the engine not stalling.
- Carry out short road test with James and record the test, the engine pulled very well.
- Reset the ignition timing and rechecked the mixture screws after fitting the new foam air filter.
- Car was road tested again and all ok with more video taken.
- Noticed a leak from the brake calliper, which was not leaking when sat cold/idling or not doing long runs. (This probably how the brake fluid was low when first inspected and we couldn't find a leak at idle/testing)
- Replace brake Calliper.
- Re-test car
- Hover the carpets and use a Rug Doctor to wash the front carpets and mats, allow the carpets to dry overnight.

Summary

Car runs and drives beautifully, and the engine sounds sweet.

Terms and Conditions

BE provides this updated summary as an overview of work completed during the week. It is not intended to be a minute by minute or hour by hour detailed analysis, but a daily/weekly overview.

During this time customers are welcome to visit or request further pictures, videos or conversations with the lead engineer on the progress of works.

BE will invoice on a monthly basis on large projects and these weekly updates will form the detail of the invoice. Please contact BE within 2 working/business days if you are unhappy with the work undertaken or have concerns about the project. Please note that work may stop on the project whilst any concerns are addressed and that frequent interruptions could result in a delay in meeting the original estimated project timeframe. Failure to contact BE within 2 working days on a concern, will result in BE assuming we have met customer expectations and that the work is billable as described within each summary at the next invoice point.

BE *Automotive* Progress Report

Customer Name	
Vehicle Make/Model	Chevrolet Corvette C2 1967
Primary Technician(s)	Trevor Howard
Date range of work covered	18 th to 22nd March
Total Hours of work completed	17.5hrs
BE Standard Hourly Rate	£68.50+VAT
Labour Costs for this reporting period	£1198.75+VAT

Summary of Work Requested

Primary Works

- Recommission vehicle, including:
 - Address fuel tank/line contamination as identified in health check
 - Address carburettors, clean, service.
 - Address breaking issues
 - Rebond weather strip
 - Address battery isolator
 - Coolant Pipes and Heater.
- Battery isolator (address electrical drain)
- The fuel pump needs repairing/replacing.
- Air filter is missing

Secondary Works (Will check in once the primary items are addressed)

- The hood needs cleaning
- There is some staining to the passenger side carpet & one of the dials is clouded because of this.

Summary of Work Per Day Completed:

18/03/2024

Breakdown of Works

6.5Hrs

- Strip drivers rear brake and fit new parking brake top spring, looked at adjusting the parking brake shoes and found the adjuster to be seized.
- Removed the adjuster and the lower spring snapped, stripped and cleaned the adjuster and refitted and then fitted a new lower parking brake spring.
- Refit the brake disc and adjust the parking brake shoes, refit the brake calliper that was removed for access.
- Adjust the passenger side parking brake shoes and then re adjust the brake cable.
- Refit the wheels and torque.

- Pushed the car backwards and forwards with no issues.
- Washed the roof following the instructions and scrubbing the cleaner into the roof material paying attention at the badly marked areas, leaving the solution to soak in scrubbing again and rinsed off with water.
- Repeated the cleaning process another three times but could not get all of the marks off of the material, after going through a whole bottle of cleaning solution I don't think the marks can be removed.
- The whole car was rinsed off at the same time as the roof at each point then the car was dried after the forth cleaning.
- James took the car up the road for a short distance going through the gears and basic test of the brakes. Car accelerates well, but does stall under braking and needs investigating further.

19/03/2024

Breakdown of Works

5Hrs

- With the roof as clean as possible and dry a new water proofer has been applied as per its instructions and this was applied twice.
- After the initial road test the engine did not want to idle and was very hard to start, I removed the plugs to gauge the condition. Cleaned and gapped the spark plugs and carried out a compression test which showed to be good at 195 to 200 PSI on all cylinders.
- Refit the plugs but the engine will not start, checked for a spark but virtually no spark. Checked for electrical power and found that the ballast resistor had very loose connections, removed the resistor to find that the resistor was broken and had intermittent continuity so fitted a new ballast resistor and retried but still no real spark at the plugs. The next check was to see if the coil was producing a spark which it was but a very weak one, swapped the coil from a known good car but the spark was still weak, feed is getting to the coil so I removed the distributor cap and checked the condition, I found corrosion on the 8 terminals and at the end of the rotor arm so both of these were renewed, recheck for spark but still only had a weak one so as the battery voltage is good and we are getting the correct voltage to the coil the next thing to try is to replace the ignition module which is something we don't stock so have ordered one in.

22/03/2024

Breakdown of Works

6Hrs

- Fit new ignition module and coil as they are supplied as a set.
- Remove spark plugs for less compression and rotate the engine to top dead centre firing point on cylinder number 1 and set the distributor to have the rotor arm pointing to number 1 plug lead. Refit the spark plugs and fit the plug leads to the correct cylinders.
- Start the engine and allow to warm up and idle, set the ignition timing to spec and set the carbs to give a good idle.
- Refit the chrome cover over the distributor.
- Carry out a short road test and found that the engine runs, but continues to stall as the car comes to a stop.
- Carry out various checks for air leaks, check voltage to the coil, recheck the float levels, adjust the carb, carry out road test but the car will still stall.
- Adjust the ignition timing by ear and test but no cure, swap the needle valves from number 3 carb to number 2 carb and reset the float heights, road test but same issue.
- Fit a secondary fuel pump with a pressure gauge for testing.

Summary

We had very much hoped the car would be completed this last week, but frustratingly after a short road test the ignition module in the distributor failed. This has been replaced and the car now runs and pulls well under load. However, when braking the car stalls despite adjustments to the carburettor float level. We will continue to investigate this next week.

Terms and Conditions

BE provides this updated summary as an overview of work completed during the week. It is not intended to be a minute by minute or hour by hour detailed analysis, but a daily/weekly overview.

During this time customers are welcome to visit or request further pictures, videos or conversations with the lead engineer on the progress of works.

BE will invoice of a monthly basis on large projects and these weekly updates will form the detail of the invoice. Please contact BE within 2 working/business days if you are unhappy with the work undertaken or have concerns about the project. Please note that work may stop on the project whilst any concerns are addressed and that frequent interruptions could result in a delay in meeting the original estimated project timeframe. Failure to contact BE within 2 working days on a concern, will result in BE assuming we have met customer expectations and that the work is billable as described within each summary at the next invoice point.

BE *Automotive* Progress Report

Customer Name	
Vehicle Make/Model	Chevrolet Corvette C2 1967
Primary Technician(s)	Trevor Howard
Date range of work covered	11 th to 15 th March
Total Hours of work completed	13hrs
BE Standard Hourly Rate	£68.50+VAT
Labour Costs for this reporting period	£890.50+VAT


Summary of Work Requested


Primary Works

- Recommission vehicle, including:
 - Address fuel tank/line contamination as identified in health check
 - Address carburettors, clean, service.
 - Address breaking issues
 - Rebond weather strip
 - Address battery isolator
 - Coolant Pipes and Heater.
- Battery isolator (address electrical drain)
- The fuel pump needs repairing/replacing.
- Air filter is missing

Secondary Works (Will check in once the primary items are addressed)

- The hood needs cleaning
- There is some staining to the passenger side carpet & one of the dials is clouded because of this.





Summary of Work Per Day Completed:

11/03/2024

Breakdown of Works

5Hrs

- Clean the rear plastic screen with a mild soapy water after testing a small patch first, the screen is much cleaner but there are small scratches and milky patches that cant be removed (without risking damaging the rear screen)
- Look into the misty gauge, the gauges are as one unit and will need the whole cluster removed.
- Remove the steering wheel and steering column for access, remove the instrument cluster and strip down, clean all of the glass lenses and use a computer duster to blow the dust from the gauge faces.
- Rebuild the gauges ready to refit.

12/03/2024

Breakdown of Works

8Hrs

- Refit the instrument cluster, refit the steering column.
- Fit the new gear selector to the mounting bracket and fit the assembly into the car, set up and adjust the gear linkages and now the gears feel positive and will select well every time.
- Check out the axel oil and the level is good with the oil just black in appearance.
- Rotated the wheels multiple times and after a while I had the wheels lock up but as they did I heard a scrapping noise from the drivers side rear brake, I stripped the brakes and a parking brake retain spring was found to be hanging in mid air, stripped the passengers side and could find no issues.
- I will try to carry out key hole surgery and fit a new spring with out removing the hub but this may not work due to the very limited clearance in which case the hub will need to be removed and this will disturb the wheel bearings which in best practice should be replaced.
- I will send a WhatsApp to Anne with pictures to help explain.

Summary

Just awaiting rear brake spring, once arrived this will be fitted and test driven.
We have managed to source a new air filter (after much searching, so this is on order).

BE *Automotive* Progress Report

Customer Name	
Vehicle Make/Model	Chevrolet Corvette C2 1967
Primary Technician(s)	Trevor Howard
Date range of work covered	4 th to 8 th March
Total Hours of work completed	20hrs
BE Standard Hourly Rate	£68.50+VAT
Labour Costs for this reporting period	£1370+VAT

Summary of Work Requested

Primary Works

- Recommission vehicle, including:
 - Address fuel tank/line contamination as identified in health check
 - Address carburettors, clean, service.
 - Address breaking issues
 - Rebond weather strip
 - Address battery isolator
 - Coolant Pipes and Heater.
- Battery isolator (address electrical drain)
- The fuel pump needs repairing/replacing.
- Air filter is missing

Secondary Works (Will check in once the primary items are addressed)

- The hood needs cleaning
- There is some staining to the passenger side carpet & one of the dials is clouded because of this.



Summary of Work Per Day Completed:

06/03/2024

Breakdown of Works

8Hrs

- Put car on ramp for better access and checked the gear linkage with someone operating the gear lever, found some of the fixing bolts are loose.
- Tighten gear linkage fixing bolts and retry operating the gears, the neutral plane is poor and reverse is unobtainable.
- Found the gate assembly is worn, remove the gear linkage and test on the bench for better visibility. the linkage is very worn and will require replacing.
- Remove the selector fork assembly and inspect the forks, found slight wear on the ends of the forks.
- A new selector pack has been ordered as this way is the most cost effective.
- Remove the front carburettor and strip down.

07/03/2024

Breakdown of Works

8Hrs

- Place the carburettor parts into a sonic cleaner for 50 mins at 70 Deg C after scraping the old gasket surfaces clean and cleaning throttle shafts etc.
- Remove the third carb and strip and clean.
- Remove the carb parts and blow dry with compressed air.
- Place the third carb parts in the sonic cleaner as before.
- Rebuild the first carb using new gaskets needle valves and diaphragm and fit to the engine.
- Remove the middle carb and strip ready.
- Remove the third carb and dry and place the middle carb in the sonic cleaner and repeat the process.
- Rebuild the third carb using the rebuild kit and refit to the engine.
- Rebuild the middle carb using the new rebuild kit and refit to the engine.

08/03/2024

Breakdown of Works

4Hrs

- Clean off bures from the gear selector forks and refit the selector assembly to the gear box.
- Start the engine and allow to idle, switch off and remove the float height bung to see where the fuel level is in relation to the bung. Adjust the float height screw and restart the engine to recheck the fuel level, repeat the process until the fuel is just at the bottom of the sight hole.
- Repeat this process for all three carburettors.
- Set up the idle mixture and idle speed.
- Run the engine to operating temperature and check for fuel leaks, all ok and running well at idle.

Summary

Awaiting gearbox selector pack.

Terms and Conditions

BE *Automotive* Progress Report

Customer Name	
Vehicle Make/Model	1967
Primary Technician(s)	Trevor Howard
Date range of work covered	26 th Feb to 1 st March
Total Hours of work completed	15hrs
BE Standard Hourly Rate	£68.50+VAT
Labour Costs for this reporting period	£1027.50+VAT

Summary of Work Requested

Primary Works

- **Recommission vehicle, including:**
 - Address fuel tank/line contamination as identified in health check
 - Address carburettors, clean, service.
 - Address breaking issues
 - Rebond weather strip
 - Address battery isolator
 - Coolant Pipes and Heater.
- **Battery isolator (address electrical drain)**
- **The fuel pump needs repairing/replacing.**
- **Air filter is missing**

Secondary Works (Will check in once the primary items are addressed)

- **The hood needs cleaning**
- **There is some staining to the passenger side carpet & one of the dials is clouded because of this..**

Pictures showing Coolant pipes and fuel pump replaced.

Summary of Work Per Day Completed:

26/02/2024

Breakdown of Works

7Hrs

- **Finish removing the heater box and strip down to access the heater matrix, filled the old matrix with water and have marked where the leaks are.**
- **New matrix arrived mid morning so I carried out a pressure check to 12 psi for an hour and the gauge did not move so all good, fitted the matrix into the heater box and refitted the heater box and fan housing.**
- **Connected the heater hoses and fitted the small bypass hose, vacuum the cooling system and refill with new coolant mix.**

- Look into the fuel pipe corrosion and found that the worst section is at the rear, to replace the whole fuel pipe the body will need to be lifted off the chassis which is a very large job and from what can be seen of the pipe through small gaps the pipe appears ok.
- The rear section of the fuel pipe was cut out and removed and replaced with a high spec T7 design armoured high pressure fuel hose, a fuel filter was added ready for the fuel tank to be refitted which will give the fuel system two filters one at the back and one at the front.
- During the day the brake pedal has been depressed putting pressure on the system, several times the brakes were checked for leaks but none were found, I will leave the pressure on over night and recheck in the morning. The reason for no brake fluid in the master cylinder rear section is still not apparent, possibly a mistake from another garage.

27/02/2024

Breakdown of Works

3Hrs

- Rechecked the braking system for leaks after the brake pedal had been depressed over night, there were no fluid leaks found at the callipers and piping/hoses as well as the master cylinder inside and out. The fluid level had not dropped.
- Carried out another brake bleed and found no air in the system.
- Refit the front wheels.
- Pour some of the rust cleaner fluid into the fuel tank and ensure the fluid coated all of the inner surfaces, leave for half an hour and rotate and shake the tank and keep repeating this through out the day.
- Carry out a test of the roof cleaner and the water proofer to ensure that it does not mark the roof.
- Awaiting the carb gaskets and air filter, the gaskets are required because the rear carb is leaking fuel badly when the engine gets warm.
-

28/02/2024

Breakdown of Works

4Hrs

- After leaving the rust remover in the fuel tank over night I washed the fluid out with water and dried the inside of the tank, fished around inside with a magnet and then hovered to try to remove as much debris as possible. There is still some rust inside the tank but most has been removed and it is not loose, so this will be acceptable.
- Refit the fuel tank.
- The car had to be moved to another work shop and when we pushed the car forward it came to a stop within one revolution of the wheels, the car could be pushed backwards ok but forwards was an issue, this was the first time we had tried to push it forward since delivery. When looking into the issue it was found the gear box had tried to select 2 gears we think is may be due to slight play in each of the gear linkage rods as well as the connecting pins, after giving the gear linkage a wiggle we were able to push the car into another bay with no problems, we will monitor for this issue.

29/02/2024

Breakdown of Works

1Hr

- Put 20 litres of super unleaded fuel into the tank, remove the fuel feed pipe to the carbs and vacuum the fuel line to draw fuel to the carbs because there was no fuel in any fuel line and the fuel pump needs a liquid to operate. Reconnect the fuel pipe and start the engine, check the system for leaks and all looks dry.

- Look into the headlight operation and with the engine running to give full voltage found that although the lights will work they can get stuck either coming up or down, the lamps can be manually wound up or down so this rules out a stripped gear, spray lube the hinges and cleaned the connectors which helped slightly but they still stick intermittently.
- The next stage would be to remove the headlights and clean the motors and bench test, a WhatsApp was sent to Anne explaining this but due to the time and cost of the labour involved the work was declined.

Summary

Trevor was awaiting Carb rebuild kits (these arrived at 4pm Friday), to finish recommissioning vehicle. This will take place next week and will be in touch when its ready for collection.

Terms and Conditions

BE provides this updated summary as an overview of work completed during the week. It is not intended to be a minute by minute or hour by hour detailed analysis, but a daily/weekly overview. During this time customers are welcome to visit or request further pictures, videos or conversations with the lead engineer on the progress of works. BE will invoice of a monthly basis on large projects and these weekly updates will form the detail of the invoice. Please contact BE within 2 working/business days if you are unhappy with the work undertaken or have concerns about the project. Please note that work may stop on the project whilst any concerns are addressed and that frequent interruptions could result in a delay in meeting the original estimated project timeframe. Failure to contact BE within 2 working days on a concern, will result in BE assuming we have met customer expectations and that the work is billable as described within each summary at the next invoice point.

BE Automotive Progress Report

Customer Name	
Vehicle Make/Model	
Primary Technician(s)	Trevor Howard
Date range of work covered	20 th to 23 rd February
Total Hours of work completed	22.5hrs
BE Standard Hourly Rate	£68.50+VAT
Labour Costs for this reporting period	£1541.25+VAT

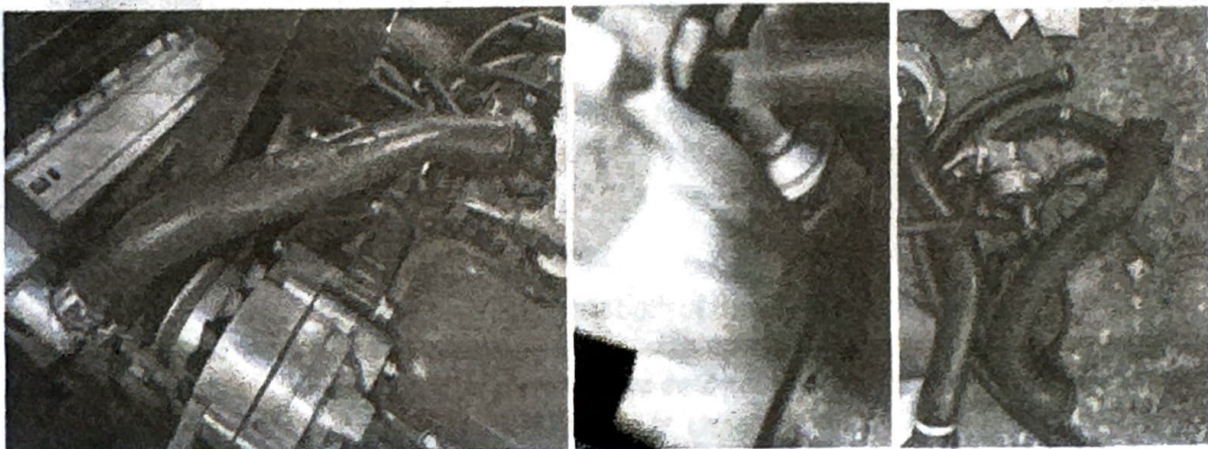
Summary of Work Requested

Primary Works

- Recommission vehicle, including:
 - Address fuel tank/line contamination as identified in healthcheck ✓
 - Address carburettors, clean, service. ✓
 - Address breaking issues ✓
 - Rebond weather strip ✓
 - Address battery isolator ✓
 - Coolant Pipes and Heater. ✓
- Battery isolator (address electrical drain) ✓
- The fuel pump needs repairing/replacing. ✓
- Air filter is missing ✓

Secondary Works (Will check in once the primary items are addressed)

- The hood needs cleaning ✓
- There is some staining to the passenger side carpet & one of the dials is clouded because of this. ✓



Pictures showing Coolant pipes and fuel pump replaced.

Summary of Work Per Day Completed:

21/02/2024

Breakdown of Works

7Hrs

- ✓ • Carry out vehicle Visual Health Check
- ✓ • Email customer with details
- Connected the engine to our fuel test rig to start the engine, found that the chrome fuel filter would leak badly.
- Fitted new fuel filter and retry, no fuel is getting up to the carburettors so connected the fuel to the rig's own electric fuel pump and retry, engine now starts and runs ok.
- Recheck the head lights with the engine running but they are still not operating. ??
- Check over the head lights and found that they are operated by electric motors not the old vacuum units.
- Operate the head lights by hand and then try by the switch, the lamps will now operate but not in synchronisation and the left unit will not close fully by itself. Further investigation is required.

weird always worked well

22/02/2024

Breakdown of Works

8Hrs

- Remove the fuel tank and wash with new fuel and scrub the insides, will need further cleaning.
- Check the operation of the fuel sender unit and found it to be not reading so a new sender is required.
- ✓ • Carry out checks to the fuel gauge and found the needle to carry out a full sweep so fuel gauge appears to be ok.
- ✓ • Clean out old brake fluid from the front section of the master cylinder and fill both sections with new fluid.
- ✓ • Carry out master cylinder bleeding to remove the air as without doing this first then the brakes will not bleed.
- ✓ • Carry out bleeding of the brakes, the left rear would not bleed but after many attempts by trying different ways I eventually got the calliper to bleed out the air.
- ✓ • Set up the brakes under pressure and keep checking for fluid leaks for 1 hour but could not find a leak in that time, the pressure was released and I rechecked for leaks again but nothing was found. This process will be repeated tomorrow.
- ✓ • Make up a new main battery earth with a new isolator switch.
- Start and run engine to operating temperature to check the heater as both of the hoses are connected, the heater hoses did not get hot indicating a blockage, allow the engine to cool and drain the coolant.
- Once the engine had been switched off when hot the rear carburettor was found to be leaking a lot of fuel into the engine and onto the inlet manifold, this was not noticed when the engine was first run yesterday as we only ran it for less than a minuet but today was around fifteen minutes, I would strongly recommend that the carbs are cleaned as at the very least the rear carb float needle valve is jammed causing the over fuelling.
- Removed the heater hoses and found that both of them had been intentionally blocked, the heater matrix was vacuum tested and it failed the test as no vacuum was held, the matrix was then low pressure tested and escaping air can be heard inside of the car, both of these tests indicate that the heater matrix has a bad leak and will need to be replaced.
- ✓ • Removed all of the coolant hoses as they are weeping and when squeezed they feel crunchy/crispy and likely to fail

23/02/2024

Breakdown of Works

7.5 Hours

- ✓ • Clean all coolant hose spigots of corrosion to help with sealing the new hoses.
- ✓ • Cut the new top and bottom coolant hoses to fit the car.
- ✓ • Make up two new hoses to go to the heater matrix.
- ✓ • Fit new fuel pump and make up new feed hoses as the old ones were old and brittle.
- ✓ • Fit the new coolant hoses using new hose clamps.
- ✓ • Start the process of removing the heater matrix inside the dash.

Summary

All proceeding well, we have several parts due to arrive next week including the carburettor kits, heater matrix etc.

Terms and Conditions

BE provides this updated summary as an overview of work completed during the week. It is not intended to be a minute by minute or hour by hour detailed analysis, but a daily/weekly overview.

During this time customers are welcome to visit or request further pictures, videos or conversations with the lead engineer on the progress of works.

BE will invoice of a monthly basis on large projects and these weekly updates will form the detail of the invoice. Please contact BE within 2 working/business days if you are unhappy with the work undertaken or have concerns about the project. Please note that work may stop on the project whilst any concerns are addressed and that frequent interruptions could result in a delay in meeting the original estimated project timeframe. Failure to contact BE within 2 working days on a concern, will result in BE assuming we have met customer expectations and that the work is billable as described within each summary at the next invoice point.

67 CORVETTE - ABW41E

NEW BATTERY FITTED NOV. 2023

	£105.00	
+	21.00	vat
	<hr/>	
	£126.00	
	<hr/> <hr/>	

STATUS CODES:
 BO Backordered. Delivered to be shipped as soon as possible.
 D Discontinued.
 DS Merchandise is backordered and will come directly to you.
 NC No Charge.
 E Exchange.

PLEASE READ IMPORTANT INFORMATION ON THE BACK OF THIS FORM

SHIPPED TO: PAUL GROOTENDORST

CUSTOMER NUMBER: 185784 PAGE: 1
 CUSTOMER ADDRESS:
 5015

SHIP TO: UPS
 PAUL GROOTENDORST
 BOIES DE BAIX 10 CV775.KM 28
 LOS ALMENDROS RELLEU
 03578 SPAIN. PO 00034

PERSON: LAURA
 please give me a call if you have any questions about this order.

ORDER DATE: 09/18/18
 INVOICE NUMBER: 387757-1

QTY	STATUS	PART NUMBER	DESCRIPTION	LIST PRICE	PRICE EACH	TOTAL AMOUNT
		B3507	57-72 ACCELERATOR	5.75	5.75	5.75
			PUMP/3000			
342 814000 parootendorst@pauloerards.com						

Merchandise Total	Shipping & Handling	Sales Tax	Credit	TOTAL AMOUNT	Received	Balance Due	Refund
5.75	13.95	0.00		\$ 19.70			

67 Corvette
 RETURN ADDRESS LABEL

CHICAGO CORVETTE SUPPLY
 7322 S. ARCHER RD. • JUSTICE, IL 60458
 WWW.CHICAGOCORVETTE.NET
 LAURA

67 Corvette

CHICAGO CORVETTE BULLETIN BOARD

7322 S. Archer Road • Justice, IL 60458 • 708-458-2500 • Fax 708-458-2662
 SEE OUR 1953-82 CATALOG ON LINE
 WWW.CHICAGOCORVETTE.NET
 OUR NEW WEB ADDRESS
 WWW.CHICAGOCORVETTESUPPLY.COM
 NEW SITE!!
 WWW.CHICAGOCARBURETOR.COM
 FOR ALL YOUR CARBURETOR NEEDS



30e

CHICAGO CORVETTE SUPPLY
7322 S ARCHER RD
JUSTICE, IL 60458
708-458-2600

Merchant ID: 878085002426704
Record No.: 0011

Force Sale

XXXXXXXXXXXX2745
MASTERCARD

THANK YOU!
PLEASE CORE AGAIN!

CARDHOLDER COPY

RETAIN THIS COPY FOR STATEMENT
VERIFICATION

ITEM DATE:

VOICE NUMBER: 387035-1

67 Corvette

RETURN ADDRESS LABEL

CHICAGO CORVETTE SUPPLY
322 S. ARCHER RD. • JUSTICE, IL 60458
WWW.CHICAGOCORVETTE.NET
LAURA

QUANTITY Ordered	Shipped	STATUS	PART NUMBER	LIST PRICE	PRICE EACH	TOTAL AMOUNT
3			B1543 64-72 NEEDLE & SEAT KIT-W/ADJUSTABLE FLOAT. (2 REQ). (EA)	6.95	6.95	20.85
			376 B13972 parootendorst@paulderards.com			

Merchandise Total	Shipping & Handling	Sales Tax	Credit	TOTAL AMOUNT	Received	Balance Due	Refund
20.85	4.95	0.00		35.80			

CHICAGO CORVETTE BULLETIN BOARD

7322 S. Archer Road • Justice, IL 60458 • 708-458-2500 • Fax 708-458-2662

SEE OUR 1955-82 CATALOG ON LINE

WWW.CHICAGOCORVETTE.NET

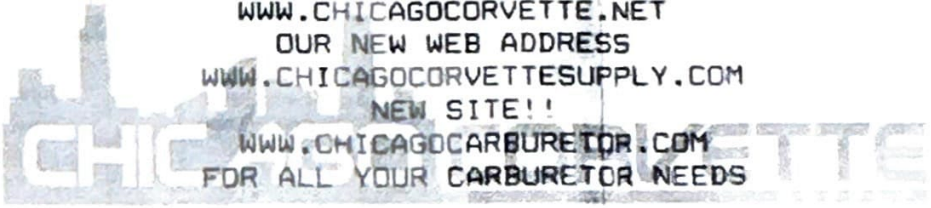
OUR NEW WEB ADDRESS

WWW.CHICAGOCORVETTESUPPLY.COM

NEW SITE!!

WWW.CHICAGOCARBURETOR.COM

FOR ALL YOUR CARBURETOR NEEDS



OIL CHANGE & FILTER

28/5/2012

TOTAL QUARTZ

15 W 40

7850 MILES



Parts | Accessories | Performance

ZIP PRODUCTS • 8067 Fast Lane • Mechanicsville, VA 23111
Toll-free 1-800-829-0290 • Fax: 804-730-7043

INVOICE NUMBER: 719960
PICK: 01000719960.01
INVOICE DATE: 09/18/08
ORDER NO./DATE: 604091 09/15/08
CUSTOMER NUMBER: 493180
ORDER SOURCE: C1-6WEB2

BATCH: 48205
WHSE#: 0100
RUSH
GRP: 901
CUST-B/O
RPT
PAGE: 1 of 1
DIVISION: 1

SHIP TO

WEIGHT: 0.0
*VISA

UPS EXPRESS

SALESPERSON: 1/WEB

LOCATION	SHIPPED	ORDERED	PRODUCT NUMBER / DESCRIPTION	PRICE	EXTENSION
F20710Z	1.000	1.000	ES-213 / 63-67 HEADLIGHT ROLL SWIT	99.95	99.95

67 SIC
BLOCK

● STATUS CODES: B = ITEM BACKORDERED C = ITEM CANCELLED D = ITEM DROP SHIPPED N = NO LONGER AVAILABLE S = SHIPPED IN A SEPARATE BOX * = SPECIAL PRICE

• NOTICE: INSPECT CONTENTS UPON DELIVERY FOR SHORTAGES OR DAMAGE. NO CLAIMS ALLOWED AFTER 7 DAYS.

• SEE FORM ON BACK FOR RETURNS.
• NO RETURNS ON ELECTRICAL ITEMS.

NET SALE-----> 99.95
TOTAL-----> 99.95
CREDIT CARD CHARGED-----> 99.95

INVOICE

35

DATE 22-6-07

CORVETTE KINGDOM
 UNIT 6, TRADEBASE
 THE STREET, CATFIELD
 NORFOLK NR29 5AA
 TEL/FAX 01692 583307
 VAT NO. 765 4983 77

From

To

Difference in Clearance
 for Post To Cooper

30 00

WWW.CORVETTEUK.COM

V.A.T.

TOTAL

30 00

5 25

35 25

INVOICE

33

DATE 22-6-07

CORVETTE KINGDOM
 UNIT 6, TRADEBASE
 THE STREET, CATFIELD
 NORFOLK NR29 5AA
 583307
 183 77

From

To

67.

1x WATER PUMP
 HIGHER FLOW FITTING
 BYPASS HOSE

90 -

10 50

7 50

CALLIQUES - Post

45 00

WWW.CORVETTEUK.COM

V.A.T.

TOTAL

153 00

26 78

179 78

INVOICE

DATE

11-4-06

CORVETTE KINGDOM
UNIT 6, TRADEBASE
THE STREET, CATFIELD
NORFOLK NR29 5AA
TEL/FAX 01692 583307
VAT NO. 786 4963 77

From

To

1 x Pulley	} 67 RIF block	129	-
1 x supply ex USA		55	-
1 x fuel pump	} PRICE can	41	60
2 x fuel hoses		23	05
2 x Gaskets		5	90
1 x Elbow		3	95
1 x supply to stand up.		76	66.

	335	16
V.A.T.	58	65
TOTAL	393	81

INVOICE

5

DATE 19-8-06

CORVETTE KINGDOM
UNIT 6, TRADEBASE
THE STREET, CATFIELD
NORFOLK NR29 5AA
TEL/FAX 01692 583307
4963 77

From

To

67.

1 x RADIATOR.

499 -

67 BIF
block.

	499	-
V.A.T.	87	33
TOTAL	586	33

INVOICE

DATE 26-6-06
 CORVETTE KINGDOM
 UNIT 6, TRADEBASE
 THE STREET, CATFIELD
 NORFOLK NR29 5AA
 TEL/FAX 01692 583307
 VAT NO. 785 4963 77

From

To

1x FOUNDER COVER.
 1x PULSERS
 1x CONDENSER } '63
 2x ADDITIVE
 1x STRAP
 2x
 1x RE SPRING } '67
 1x SPUNK BOLTS
 1x STRAP
 1x GASKET
 1x DIST. HOLES PLATE
 3 hours @ 35) '63

36	-
9	-
4	-
33	-
112	-
175	-
10	45
105	-
484	45
84	78
569	23

V.A.T.
TOTAL

INVOICE

DATE 20-2-06
 CORVETTE KINGDOM
 UNIT 6, TRADEBASE
 THE STREET, CATFIELD
 NORFOLK NR29 5AA
 TEL/FAX 01692 583307
 VAT NO. 785 4963 77

From

To

67.

1x fan
 1x fan STUDS
 1x RACE WIRE SUPP.

179	-
4	90
5	20
189	10
33	09
222	19

V.A.T.
TOTAL

BIG BLOCK

WWW.CORVETTEUK.COM



NEUMATICOS BENIDORM, S.L.

C.I.F. B-03181280

SERVICIOS OFICIALES:



VENTAS DE CONTADO
WHEEL ALIGNMENT
'67

560,549

NEUMATICOS BENIDORM • Avda. Alfonso Puchades Edificio Aragón Local 1 • Tel: 96 585 67 80 BENIDORM
 NEUMATICOS BENEYTO • Avda. Alfonso Puchades Edificio Inalca 1 (junto Clínica) • Tel: 96 585 02 89 BENIDORM
 BENEYTO CENTROAUTO • Cta. Alcantar Valencia, Km. 153 • Pda. Planer Nueva 10-J • Tel y Fax 96 584 66 06 ALTEA
 CENTRAL: C/ Florida, 7 Edificio Feytes, 1. Esc. 2.ª • Tel: 96 585 15 50 • Tel y Fax 96 585 14 49 • e-mail: nebe@chus.es • 02500 BENIDORM

	FECHA	Nº CLIENTE	C.I.F./D.N.I.
Contado			
Factura n			

560378 09/02/2006 0 15

CODIGO	CANTIDAD	DESCRIPCION	PRECIO		IMPORTE
ALINEAD	1	ALINEADO DE DIRECCION COMPLETO 1/2 H.	42,07	0	42,07
HORAALJ	2	HORA EXTRA ALINEADO	24,04	0	48,08
Importe Neto					
90,15		Base Imponible	90,15	16,00	14,42

TOTAL €

VEHICULO	
KM.	ABWIE

CONFORME:

HIPERNEUMA
SERVI AUTO
 M^o Dolores Guillem Sarrion
 Avda. Xàtiva, 52
 Tel. 96 659 22 90 Fax: 96 650 08 80
 03020 COCENTAINA (Alicante)

NOTA DE ENTREGA

Nº 746

4 de 10

de 2005

CLIENTE:

JODGE - A

DOMICILIO:

CANTIDAD	CONCEPTO-REFERENCIA		
<u>4</u>	<u>Montajes neumáticos</u>	<u>4</u>	<u>16</u>
<u>4</u>	<u>Equilibrados</u>	<u>6</u>	<u>24</u>
			<u>40€</u>
	<u>WHEEL BALANCE</u>		
	<u>'67 BIK BLOCK</u>		

PAGADO

CONFORME CLIENTE:

OBSERVACIONES:

INVOICE

27

DATE 19-8-05

From **CORVETTE KINGDOM**
 UNIT 6, TRADEBASE
 THE STREET, CATFIELD
 NORFOLK NR29 5AA
 TEL/FAX 01692 683307

To

4 x Tyres @ £65 ea

delivery
 in Science.

WWW.CORVETTEUK.COM

THESE ARE
 SPECIAL ORDER PARTS
 AND NON-RETURNABLE

	260	00
	115	00
	25	00
	400	00
V.A.T.	70	00
TOTAL	470	00

INVOICE

33

DATE 20-8-05

From **CORVETTE KINGDOM**
 UNIT 6, TRADEBASE
 THE STREET, CATFIELD
 NORFOLK NR29 5AA
 TEL/FAX 01692 683307

To

- 1 x PISTONS
- 1 x RINGS
- 1 x JAWB SHT
- 1 x MAINS
- 1 x B. U. BENEW
- 1 x OIL PUMP
- 1 x PICK UP
- 1 x COKE PLW SHT
- 1 x FUEL FILTER
- 1 x A-ARM BUSH KIT.
- 4 x SPENY CANNS.

459	—
69	—
106	—
26	77
25	70
28	95
5	98
14	95
10	—
56	—
48	—

THESE ARE
 SPECIAL ORDER PARTS
 AND NON-RETURNABLE

WWW.CORVETTEUK.COM

	850	35
V.A.T.	148	81
TOTAL	999	16

ICE

30

DATE 2-6-05

CORVETTE KINGDOM
UNIT 6, TRADEBASE
THE STREET, CATFIELD
NORFOLK NR29 5AA
TEL/FAX 01692 583307

From

To

67
Big
Block

1x CARRIAGE

110 —

110 —

V.A.T. 19 25

TOTAL 129 25

INVOICE

96

DATE 17-6-05

CORVETTE KINGDOM
UNIT 6, TRADEBASE
THE STREET, CATFIELD
NORFOLK NR29 5AA
TEL/FAX 01692 583307
1963 77

From

To

67 Roadster.

1 x BRAKE LIGHT
SWITCH BRKT.

5 20

POWER STEERING
CONVERSION

899 —

904 20

V.A.T. 158 24

TOTAL 1062 44

VOICE

51

DATE 21-5-05

From **CORVETTE KINGDOM**
UNIT 6, TRADEBASE
THE STREET, CATFIELD
NORFOLK NR29 5AA

To

67 Dig
Block

POWER BRAKE PEDAL PAD.	6	95
BOOSTER	329	—
BOOSTER MOUNT PLATE	11	70
PEDAL ACTUATOR BELT?	5	60
VAC HOSE W/CLAMP	6	50
M1 CYL LINES	22	05
DIST BLOCK LINES	23	—
ALT. PULLEY	39	—
ALT BELT	24	15
PWR STEER BELT	28	35
W. PUMP BERT	24	—
L48 HOOD HANGERS (FACE CAR)	13	95
RR COUP BUSH SET	26	20
2x WIPER BLADES (COLLECTORS '82)	29	30
1x M. CYL	79	95

WWW.CORVETTEUK.COM

THESE ARE SPECIAL ORDER PARTS
AND NON-RETURNABLE

V.A.T.
TOTAL

669 70
117 20
786 90

VOICE

28

DATE 2-6-05

From **CORVETTE KINGDOM**
UNIT 6, TRADEBASE
THE STREET, CATFIELD
NORFOLK NR29 5AA
TEL/FAX 01692 583307

To

67 Dig
Block

1x TIMING CHAIN SET	35	95
1x CAM + WIPER	130	—
1x PLUGS	22	—
1x OIL FILTER	9	—
GASKETS:		
INTAKE SQUARE	24	50
EXHAUST	9	95
INTAKE OVAL	14	95
V.C. SET	14	95
CONVERSION	21	50
A-ARM FLAT	14	—
P-ARM BUSH X2	36	70

V.A.T.

TOTAL

333 50
58 36
391 86

Solojeep.com

JUST FOR FUN S.L.®

Cap Blanc 63

03590 Altea

B53220927

factura 003100

Fecha 15/04/2005


PETER WREN
Cocentaina
03720 Cocentaina
X1829626E

FRONT CALIPERS x 2
(BG BLOCK 427)

000035

Pág. 1

Código	Descripción	Cant.	Precio/u	Dto. %	Importe
	set of caliper GM	1	466,00	15 16	396,10



SOLOJOS
JUST FOR FUN S.L.
C.I.F. B53220927
Pda. Cap Blanc 63
03590 ALTEA

Descuento	Base Imponible	%	IVA	%	RE	TOTAL
%	396,10	16	63,38	0	0,00	459,48 Euros

fon 966880688
fax 966880081
justff@terra.es

Si la forma de pago acordada ha sido transferencia
efectúela al número de cuenta siguiente:
Caja de Ahorros del Mediterráneo (CAM)
2090 0291 14 0040110902

Jeep®, Wrangler™, Cherokee™, Grand-Cherokee™, Liberty™, GJ™, J™, TJ™, SJ™, G™, Z™, S™, M™, AM™ y otros nombres utilizados aquí son marcas registradas de Daimler Chrysler o de sus
Grupos Propietarios. Just For Fun no está asociado con Daimler Chrysler. Parte de los nombres se utilizan
únicamente con el propósito de tener una referencia, esto no implica que las piezas sean piezas originales
del fabricante del coche o sean de la tienda cuyo referente se utiliza aquí o aprobado por ellos.



1250 Commercial Centre
 Mechanicsville, Virginia 23111
 U.S. & CANADA
 (800) 982-9832
 (804) 746-2290
 FAX (804) 730-7043

INVOICE

- NOTICE: INSPECT CONTENTS UPON DELIVERY FOR SHORTAGES OR DAMAGE. NO CLAIMS ALLOWED AFTER 30 DAYS.
- FOR RETURNS, SEE FORM ON BACK.
- NO RETURNS ON ELECTRICAL PARTS.
- IN DESCRIPTION COLUMN, (ND) MEANS NON-DISCOUNTABLE PART AND (ND) MEANS NON-DISCOUNTABLE PRICE.

SOLD TO

SHIP TO

ARE .00

CUSTOMER NUMBER 061779		DATE 05/23/94	INVOICE NUMBER 195043	CREDIT CARD 4929-961-974-678	EXPIRATION DATE 3/95
PURCHASE ORDER NUMBER 13		ORDER DATE 05/23/94	SHIP DATE 05/23/94	CUSTOMER PHONE NUMBER 4461-4777844	
ORDER QTY 1	SHIP TO 0	PART NUMBER M-2518 1-967		DESCRIPTION 65-79 REAR END REBUILD KIT 64L-67 SEAT BELTS W/SHOULDER COLOR: BRT BLUE 1 YEAR: '67	PRICE LIST 195.00 325.00
				AMOUNT 195.00	
FOR THE ABOVE PURCHASE, YOUR VISA OR MASTERCARD HAS BEEN CHARGED \$195.00					
SHIPPING CHARGES ON SEPARATE INVOICE					
SHIPPED UPS EXPRESS					
BACK ORDERS		ISSUABLE MORE .00	VA SALES TAX .00	NONISSUABLE MORE 195.00	SHIPPING MORE .00
Thank You For Your Order!					INVOICE TOTAL 195.00

WILL AUTOMATICALLY BE SHIPPED WHEN PRODUCT BECOMES AVAILABLE, USUALLY WITHIN TWO WEEKS. BACK ORDERS WILL AUTOMATICALLY BE CANCELLED AFTER 30 DAYS.

VA 234-375		DETACH TAG AND COLLECT THIS AMOUNT
 1250 Commercial Centre Mechanicsville, VA 23111		C.O.D. AMOUNT
FROM:		DOLLARS CENTS
TO:		

ZIP PRODUCTS, INC.
 1250 Commercial Centre
 Mechanicsville, VA 23111

VA 234-375

SHIP TO

WREN, PETER/ OUTLINE LTD.
 ROCK BLDG. #11, HERSEY SQUARE
 STOCKPART, CHESHIRE
 ENGLAND SK1 1NU 00000

ZIP PRODUCTS, INC.
 1250 Commercial Centre
 Mechanicsville, VA 23111

VA 234-375

SHIP TO

WREN, PETER/ OUTLINE LTD.
 ROCK BLDG. #11, HERSEY SQUARE
 STOCKPART, CHESHIRE
 ENGLAND SK1 1NU 00000



United Parcel Service

UPS Limited
 UPS House, Forest Road
 Feltham, Middlesex TW13 7DY
 Tel: 081-890 8888
 Tel: 081-844 1122

V.A.T. No GB 222 4217 10

DELIVERY NOTE

234-375

Deliver To:

Consignment Ref. 4005 3942 67

Del Note No. DEL 177584
 Del Note Date 13/07/98
 Account No. 17570801

Post Code

Centre

Contact

Phone

Your References:

- 1:
- 2:

Goods from: ZIP PRODUCTS

Country US

Packages 1 Weight 16.0 LBS

AMOUNT:		VAT Code	VAT Amount
Import Customs Duty	15.77	0	0.00
Import V.A.T.	48.75	0	0.00
UPS Deferment Charge	10.00	Z	0.00
TOTAL EX VAT	74.52		
VAT	0.00		
TOTAL INC VAT	74.52		

Method of Payment: Account

Code Key : 0 = 0.00% Z = 0.00% E = 0.00% S = 17.50%



1250 Commercial Centre
Mechanicville, Virginia 23111

U.S. & CANADA
(800) 962-0632
(804) 746-2290
FAX (804) 730-7043

INVOICE

ZIP PRODUCTS, INC.
1250 Commercial Centre
Mechanicville, Va. 23111

VA 234-375

SHIP TO

WREN, PETER/ OUTLINE LTD.
ROCK ILDO. 011, MERSEY SQUARE
STOCKPORT, CHESHIRE
ENGLAND SK1 1NU 00000

ZIP PRODUCTS, INC.
1250 Commercial Centre
Mechanicville, Va. 23111

VA 234-375

SOLD TO

SHIP TO

CUSTOMER NUMBER		DATE		INVOICE NO.		CREDIT CARD		EXP. DATE	
061779		06/30/93		175353		4929-961-974-678		3/95	
PURCHASE ORDER NO.			ORDER DATE	SHIP DATE	PHONE NO.	TERMS			
8			06/30/93	06/30/93	4461-4777844	VISA/MC			
CITY	SHIP	BACK ORDER	PART NO.	UNIT	DESCRIPTION	PRICE	UNIT	AMOUNT	
	0	1	I-114	SE	67 SEAT COVERS LEATHER COLOR: BRITE BLUE	345.00			.00
	1	0	I-1093	EA	67 SEAT BACK RELEASE KNOB	20.00			20.00
	1	0	ST-207	KT	64-67 CONSOLE REPAIR KIT	22.00			22.00
	1	0	FLYER2	EA	63-67 NEW PARTS LIST	.00			.00
BACKORDERED PART FROM INVOICE # 174956 DATED 6/23/93									
	1	0	I-111	EA	67-82 T-CUSHION, LEATHER	35.00			35.00
SHIPPING CHARGES AND PROCESSING FEE ON SEPARATE INVOICE.									
FOR THE ABOVE PURCHASE, YOUR VISA OR MASTERCARD HAS BEEN CHARGED \$77.00									
BACK ORDERS			TAXABLE MOSE	VA SALES TAX	NON TAXABLE MOSE	SHIPPING / INS / COD	Thank You For Your Order!		INVOICE TOTAL
			.00	.00	77.00	.00			77.00

WILL AUTOMATICALLY BE SHIPPED WHEN PRODUCT BECOMES AVAILABLE. USUALLY WITHIN TWO WEEKS. BACK ORDERS WILL AUTOMATICALLY BE CANCELLED AFTER 30 DAYS.

IN DESCRIPTION, (ND) MEANS NON-DISCOUNTABLE PART AND (PI) MEANS PRICE INCREASE. NOTICE: INSPECT CONTENTS UPON DELIVERY FOR SHORTAGES OR DAMAGE. NO CLAIMS ALLOWED AFTER 30 DAYS FOR RETURNS. SEE FORM ON BACK. NO RETURNS ON ELECTRICAL PARTS

BRENTA — CUSTOMER SERVICE.
UPS.

EXPORT DOCUMENTS FOR CUSTOMS



1250 Commercial Centre
Mechanicville, Virginia 23111

U.S. & CANADA
(800) 882-8632
(804) 746-2290
FAX (804) 730-7043

INVOICE

ZIP PRODUCTS, INC.
1250 Commercial Centre
Mechanicville, Va. 23111

VA 234-375

SHIP TO

ZIP PRODUCTS, INC.
1250 Commercial Centre
Mechanicville, Va. 23111

VA 234-375

SOLE

SHIP

CUSTOMER NUMBER		DATE	INVOICE NO.	CREDIT CARD	EXP. DATE		
061777		06/30/93	176005	4929-961-974-678	3/95		
PURCHASE ORDER NO.		ORDER DATE	SHIP DATE	PHONE NO.	TERMS		
8		06/30/93	07/12/93	4461-4777844	VISA/MC		
QTY	SHIP	PART NO.	UNIT	DESCRIPTION	PRICE	UNIT	AMOUNT
1	1	0 I-114	SE	67 SEAT COVERS:LEATHER COLOR: BRITE BLUE	345.00		345.00
<p>WE APOLOGIZE FOR THE DELAY AND APPRECIATE YOUR PATIENCE !</p> <p>SHIPPING CHARGES ON SEPARATE INVOICE</p> <p>FOR THE ABOVE PURCHASE, YOUR VISA OR MASTERCARD HAS BEEN CHARGED \$345.00</p>							
BACK ORDERS		TAXABLE MOSE	VA SALES TAX	NON TAXABLE MOSE	SHIPPING / INS / COD	Thank You For Your Order! INVOICE TOTAL	
		.00	.00	345.00	.00	345.00	

WILL AUTOMATICALLY BE SHIPPED WHEN PRODUCT BECOMES AVAILABLE. USUALLY WITHIN TWO WEEKS. BACK ORDERS WILL AUTOMATICALLY BE CANCELLED AFTER 90 DAYS.

IN DESCRIPTION, (ND) MEANS NON-DISCOUNTABLE PART AND (PI) MEANS PRICE INCREASE. NOTICE: INSPECT CONTENTS UPON DELIVERY FOR SHORTAGES OR DAMAGE. NO CLAIMS ALLOWED AFTER 30 DAYS FOR RETURNS. SEE FORM ON BACK. NO RETURNS ON ELECTRICAL PARTS.

EXPORT DOCUMENTS FOR CUSTOMS



1250 Commercial Centre
Mechanicsville, Virginia 23111

U.S. & CANADA
(800) 988-6832
(804) 748-2290
FAX (804) 730-7043

INVOICE

ZIP PRODUCTS, INC.
1250 Commercial Centre
Mechanicsville, Va. 23111

VA 234-375

ZIP PRODUCTS, INC.
1250 Commercial Centre
Mechanicsville, Va. 23111

VA 234-375

SOLD

SWP


CUSTOMER NUMBER		DATE	INVOICE NO.	CREDIT CARD	EXP. DATE		
061779		06/23/93	174936	4929-961-974-678	3/93		
PURCHASE ORDER NO.	ORDER DATE	SHIP DATE	PHONE NO.	TERMS			
21	06/23/93	06/23/93	4461-4777844	VISA/MC			
QTY	SHIP	PART NO.	UNIT	DESCRIPTION	PRICE	UNIT	AMOUNT
1	1	0 ZSF-233	SE	67 CONV INTERIOR SCREW SET	36.00		36.00
1	1	0 D-379	EA	67 LIGHTER W/ELEMENT	24.00		24.00
1	1	0 D-203	EA	64-67 GLOVE BOX REPAIR KIT	20.00		20.00
1	1	0 T-867	EA	63-67 GLOVE BOX LIGHT SHIELD	6.50		6.50
1	1	0 D-218	EA	63-67 GLOVE BOX LIGHT (PI)	8.00		8.00
1	1	0 ES-443	EA	63-67 4SP BACK-UP LITE SWITCH	50.00		50.00
1	1	0 ST-225	EA	63-67 BACK-UP LIGHT SWITCH ROD	11.00		11.00
1	1	0 I-633	PR	64-78 DOOR/SEAT KNOB, CHROM	20.00		20.00
3	3	0 CZ-818	EA	67-69 HOLLEY 3X2 CARB KIT	18.00		54.00
1	1	0 IS-344	KT	67 IGNITION SHIELD KT. 427 3x2	149.00		149.00
1	1	0 T-326	PR	65-67 SUNVISOR'S COUPE	46.00		46.00
1	1	0 T-212	KT	59-67 SUNVISOR HARDWARE KIT	15.00		15.00
1	0	0 I-111	EA	67-82 T-CUSHION, LEATHER	35.00		.00
1	1	0 SF-205	SE	63-67 INSTRUMENT CLUSTER SCREW	4.50		4.50
1	1	0 FLYER2	EA	63-67 NEW PARTS LIST	.00		.00
COLOR: BRITE BLUE; YEAR: '67							
BACK ORDERS		TAXABLE MOSE	VA SALES TAX	NON TAXABLE MOSE	SHIPPING / INS / COD	Thank You For Your Order!	
		.00	.00	444.00	.00	INVOICE TOTAL 444.00	

WH / AUTOMATIC / Y RF SHIPPED WITH PRODUCT BECOMES

IN DESCRIPTION (ND) MEANS NON-DISCOUNTABLE PART AND (PI) MEANS

INVOICE

205277



TO _____

 S _____

INVOICE DATE 20.5.93	CUSTOMER ORDER NO	CARRIER POST	CASH	C.O.D.	CHARGE ✓
-------------------------	-------------------	-----------------	------	--------	-------------

PART NO.	DESCRIPTION	ITEM COST	QTY	£	p
500-080	SHOX		PR	36	80.
POST & PACK				4	80

PAID WITH THANKS TRUM

15% HANDLING CHARGE ON RETURNED GOODS	V.A.T. No. 525 3537 52	TOTAL GOODS	41	00
		VAT	7	17.
ULTIMATE SPARES OF AMERICA			TOTAL £	48 = 17

claremont CORVETTE

THE ORIGINAL CORVETTE SPECIALISTS

Malling Road, Snodland, Kent ME6 5NA, England.

vat reg. no. 178 4654 22

Telephone: (0634) 244444. Fax: (0634) 244534.

	11 362
	7-5 93

VISA		
2 bumpers	7-50	15-
10 skins	2-10	25-

	40-00
SPERO	4-25
	44 25
VAT	7-74
	51-99

FROM Claremont Corvette,
Malling Road, Snodland, Kent ME6 5NA, England.

Terms and Conditions of Sale are on display at the above address and a copy can be sent on application

St. ALBANS SPORTS CARS
 St. ALBANS SPORTS CARS
 St. ALBANS SPORTS CARS
 St. ALBANS SPORTS CARS

46 Elizabeth Court, St Albans, AL4 9JD
 V.A.T. Reg. No. 494 2209 39

Tel. 0727 47778
 Mob. 0836 291969

INVOICE TO:

Outline Fitness Ltd
 Rock Buildings
 11 Mersey Square
 Stockport

Invoice No: 2144

Cust Ref: FW057

Date: 70593

Repairs as agreed in verbal quote.

ITEM	DESCRIPTION	PRICE
1	Repairs	555.00
2	Freight	51.06
	GEAR BOX	
	SHIFTER BUSH	
	YOKE	
	PAIR TRIMMING ARMS.	
	ETC.	

PAID - MAY 1993

LABOUR

VAT SUMMARY

£0.00 @0.00% = £0.00
 £606.06 @17.50% = £106.06

TOTAL PARTS	£	606.06
LABOUR	£	0.00
TOTAL	£	606.06
VAT	£	106.06
INVOICE TOTAL	£	712.12

THIS INVOICE IS NOW DUE. YOUR PROMPT PAYMENT WILL BE GREATLY APPRECIATED



OUTLINE

Figure & Fitness Clubs Ltd.

Registered Office
Rock Buildings, 11 Mersey Square, Stockport, SK1 1NU
Telephone: Club 061-477 0160 Office 061-477 7844

TOTAL £180+vat

5/5/93

DEAR MR JONES

RE BLUE TINT WINDSCREEN FOR
1967 CORVETTE.

PLEASE FIND ENCLOSED CHEQUE VALUE £30
AS DEPOSIT.

I LOOK FORWARD TO HEARING
FROM YOU WHEN THE WINDSCREEN ARRIVES

YOURS SINCERELY


PETER WREN

United States Postal Service

No. 709992

FROM Expéditeur

ZIP PRODUCTS, INC.
1250 COMMERCIAL CENTRE
MECHANICSVILLE, VA 23111

Sender's Instructions
If parcel is undeliverable:

Dispositions de l'expéditeur
En cas de non-livraison

Return to sender
Renvoyer à l'origine

(NOTE: Parcel will be returned by
surface and at sender's expense.)

TO Destinataire

Forward to: Réexpédié à

Abandonné

QTY.	Itemized List of Contents Please Print	VALUE (US \$)
	Auto Parts	\$77.00

Signature of Sender *Paul Coste*

Date 7-1-93

Insured No./Numéro d'assurance

Weight/Poids

2 lbs. 5 ozs.

Insured Amount (US\$)

Gold Francs

SDR/DTS

Postage

19.25

CUSTOMERS INVOICE

Piper's Corvette Specialties, Inc.
 #2 Water Street - P.O. Box# 133
 Vermilion, Illinois 61955-0133
 Orderline: (800) 637-6111
 Customer Assistance: (217) 275-3743.

Invoice Number: 23787
 Order Date: 08/09/91
 Shipment Date: 08/09/91
 Shipped By: 11 KQ
 Year Of Auto: 1967

Salesman Code: 02 JB
 Type of Sales: 15
 Sales Representative:
 J.B. Quinn
 Body Style:

SENT TO:

SHIP TO:

016 7UL

5224/0056/0828/1398 Exp 10/91 Auth 05540

International Air Service & Mas

Quantity Ordered	Quantity Shipped	Inspector	Description	Unit Price	Total Price
1	1	02 JB	Spin On Oil Filter	29.95	29.95
1	1	02 JB	Headlamp Switch	30.00	30.00
1	1	02 JB	Sump Gasket & Rebuild Kit	60.00	60.00

Made in USA
 Term CIF
 1 PACKAGE
 4 lbs

Please keep this invoice. If you have a return, you will need to obtain a return authorization number. No returns will be accepted without proper authorization. Returns are subject to a 25% restocking charge. Detailed instructions for returning merchandise can be found in our latest catalog. If needed, our sales staff can assist you for returning merchandise. Returns MUST be made within 30 Days!! Call (217) 275-3743 for your return authorization number.

THANK YOU for your order. We appreciate your business!!!!

Subtotal:	119.90
Shipping:	68.00
Insurance:	0.00
6.25% IL Tax:	0.00
Additional Charges:	0.00

INVOICE TOTAL: 187.90

Sales Invoice

65

15 - 6 1990

From Aut American Power Ltd
Unit 3 Fowey Industrial Estate
Looe V.A.T Regd. No. 540-1034-07
 To M. Michael Beard (Oxford)

	Amount exclusive of VAT	VAT Rate	VAT NET
TO CHANGE Rodar Gears.			
Remove lower manifold and install with gears. Put new bolts. Rebuild with new gears sets 3x CARBS. Change oil - Purge			
Renew VACUUM HOSES. Renew Points with new SET. SET Dwell & TIME.			
LABOUR 14 hrs.			£280.00
PAINT OIL			
117 75 { 1. Filt. Points. 3 new wire. Bolts. Gears Hose. Bowl.			£117.75

Terms + 16.00

Tax Point Perman

19

VAT 59.66

£457.41

RAGNAR CLASSIC ENGINEERING
 DUTTONS FARM, BANGORS ROAD SOUTH, IVER,
 TELEPHONE: 0753 630317.

INVOICES 1989-1991

(PREVIOUS OWNER)

INVOICE

VAT REG. No. 494 0249 37

INVOICE

INVOICE DATE: 05.06.89

INVOICE NO: 121

MAKE & MODEL: Chevrolet/Corvette

REGISTRATION NO: ABw 41E

LABOUR:	£	p
NIL		
LABOUR TOTAL:		
MATERIALS:		
2 Door Strips @ £97.50 each	180	00
2 Lamps @ £65.00 each	120	00
2 Piller W. Strips @ £77.50 each	142	00
Delivery Charges	6	50
PARTS TOTAL:		448 50
SUB TOTAL:		448 50
VAT @ 15%		67 28
TOTAL PAYABLE:		515 78

PAYMENT DUE WITH INVOICE
 THANK YOU.

ME B 2
RAGNAR CLASSIC ENGINEERING
 DULTON'S FARM, RANBY ROAD SOUTH, VER, BUCKS, SL0 4AY
 TELEPHONE 753 6303

INVOICE

VAT REF. No. 494 0711

WORK ON
 AC 111111
 1980

INVOICE DATE 21.05.89
 INVOICE NO 120
 MAKE & MODEL Chevrolet Corvette
 REGISTRATION NO ABW 41F

... and filters. Drivers
 ... repair and window repair.
 ... parts. Fit
 ... 250 Carb. ... and
 ... headlight
 ... Return

£	p
29	90
39	00
6	00
67	00
15	00
14	50
175	00
119	00
175	00
15	00
8	00
7	50
14	00
45	00
380	00
4	00
12	00
6	93
120	00
1252	83



LABOUR

Fit new fuel tank and sender unit. Change oils and filters. Drivers seat rebuild runners. NS/OS door locks repair and window repair. Fit rear badge. Fabricate number plate bracket parts. Fit windscreen wipers complete. Fit new Holly 750 Carb. Fit second hand distributor. Fabricate brackets to hold grill. Refit headlight motor. Replace front springs and shocks. Fit choke cable. Remove carpets and seats. Locate crack in passenger footwell - repair. Tune engine. Overhaul steering and check. Full engine service. Fit new rear wheel bearings O.S. Fix window channels. Fit new starter motor. Fit new set of tyres.

LABOUR TOTAL C/F 2290.00

MATERIALS

2 End Bearings	22.90
2 Shocks	39.00
1 Filter	6.00
2 Wipers Complete	67.00
1 Seal	15.00
1 VJ	14.50
Petrol Tank	175.00
Sender Unit	119.00
Secondhand Distributor	175.00
Strut	15.00
Shut Bushes (2)	8.00
Condenser & Points	7.50
Petrol	14.00
Other Sundries	45.00
4 x 235@60 HR 15 Goodrich Tyres	380.00
Valves	4.00
Derust interior wheels & balance	12.00
Window Channel	6.93
Holly 750 Carb	120.00

CONTD.

PARTS TOTAL C/F 1252.83

INVOICE

CONTINUATION

INVOICE DATE: 21.05.89

INVOICE NO: 120

MAKE & MODEL: Chevrolet
Corvette

REGISTRATION NO: ABW 41F

VAT REG NO: 494 0249 27

INVOICE

Tel No. : (0869) 78346

LABOUR:		£	p
LABOUR TOTAL: B/F		2290	00
MATERIALS:	Balance C/F	1252	83
	Starter Motor	60	00
	Machining For Wheel Bearing	60	00
	Number Plate Bracket	10	00
	Set Shims	3	50
	2 Wheel Bearings	29	50
	2 Oil Seals	5	00
	2 AR Kits	13	00
	2 Springs	80	00
PARTS TOTAL:		1513	83
SUB TOTAL:		3803	83
VAT @ 15%		570	57
TOTAL PAYABLE:		4374	40

PAYMENT DUE WITH INVOICE
THANK YOU